



# U-BOX<sup>®</sup>

## MOVE & STORE



**EXCLUSIVE  
OFFERS  
INSIDE!**





**U-HAUL**  
At Your Door

**U-BOX**  
MOVE & STORE

SHIP

**GMC**

BP 1670 T





*One Month Rent Free!*

**This coupon entitles you to  
one month U-Box Rental free.\***



**Must be redeemed through [ubox.tv](http://ubox.tv) or by calling  
1-833-841-9258 and asking about your TV discount.**

**\*Valid for up to 10 U-Box containers.  
Delivery and other fees may apply.**

Expires in one year from issue date.



# U-HAUL PACKING PLANNER CHECKLIST

**STEP 1** Use this **CUSTOMER WORKSHEET** to determine your box, moving and packing supply needs.

**STEP 2** Cash in on the **BOX TRUCKLOAD™ SAVINGS** on the most popular U-Haul brand boxes.



Boxes that meet UPS and/or FedEx shipping requirements.



**Sample**  
Minimum recommended quantity per room

Living Room Den

**CUSTOMER WORK AREA**  
Enter your specific needs here

## STEP 1 CUSTOMER WORKSHEET Popular U-Haul® Brand Boxes

		Living Room Den	Dining Room	Kitchen	Per Bathroom x Quantity	Per Bedroom x Quantity	(Misc) Garage Storage	TOTAL
<b>Small Box (SM)</b> With handles for easy lifting 	<b>Easy-to-lift box for heavy items:</b> • Sheet sets • Canned goods • CDs / DVDs • Decorative Items • Tools 16 3/8" x 12 5/8" x 12 5/8"	2	1	2	1	1	2	
<b>Medium Box (MED)</b> With handles for easy lifting 	<b>Most versatile box:</b> • Kitchen items • Small appliances • Toys • Stereo components 18 1/8" x 18" x 16"	1	1	2	2	2	2	
<b>Large Box (LG)</b> 	<b>For lightweight items:</b> • Lamp shades • Games • Plastic food containers • Stereo speakers 18" x 18" x 24"	1		1		1	1	
<b>Extra-Large Box (XLG)</b> 	<b>For large lightweight bulky items:</b> • Comforters • Pillows • Towels • Stuffed toys 24" x 18" x 24"	1				1		
<b>Wardrobe Box (SSWB)</b> Standard size wardrobe box (see next page for more sizes) 	<b>Ideal for all closets:</b> • Clothing on hangers • Golf clubs, sporting equipment • Dining room chairs 18" x 21" x 46"					1		
<b>Dish Barrel® Box (DP)</b> For best protection of glassware – use with the Cell Kit 	<b>Double wall, extra protection for:</b> • Dishes • Glassware 18" x 18" x 28"			1				
<b>Glass Pack® Kit (GP)</b> 	<b>Superior protection for:</b> • Crystal stemware • Fine glassware 24 1/8" x 12" x 11"							
<b>Dish Saver Kit (DS)</b> 	<b>Superior protection for:</b> • Fine china • Fragile items 24 1/8" x 12" x 11"							
<b>Book Box (SB12)</b> 	<b>Easy-to-lift box for:</b> • Books • Cookie jars • Large crystal pieces 12" x 12" x 12"							

### STEP 2 U-HAUL BOX TRUCKLOAD SALE™ SAVE MONEY – WE BUY BACK WHAT YOU DON'T USE, GUARANTEED!\*









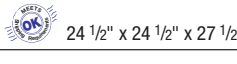



Number of <b>Small Boxes</b> needed: (SM)		Singles	OR	<b>Bundles</b> (25 per bundle)	<b>Bundle and Save</b>
Number of <b>Medium Boxes</b> needed: (MED)		Singles	OR	<b>Bundles</b> (20 per bundle)	<b>Bundle and Save</b>
Number of <b>Large Boxes</b> needed: (LG)		Singles	OR	<b>Bundles</b> (15 per bundle)	<b>Bundle and Save</b>
Number of <b>Extra-Large Boxes</b> needed: (XLG)		Singles	OR	<b>Bundles</b> (10 per bundle)	<b>Bundle and Save</b>

\*We guarantee 100% buy-back of any unused U-Haul® product, with receipt, at any U-Haul center location nationwide.





## U-HAUL® SPECIALTY BOXES

QTY

<b>Cell Kit</b> (CK)	Dish Barrel Box Insert for dishes and glassware	
<b>Dish/Glass Box</b> (DSGPBOX)	 24 1/8" x 12" x 11"	
<b>Shorty Wardrobe® Box</b> (SW)	 Stackable 24" x 20" x 34"	
<b>The Grand Wardrobe Box</b> (WB)	 <b>Largest wardrobe in the industry</b> 24" x 21" x 48"	
<b>Laydown Wardrobe Box</b> (LW)	 Excellent for storage 36 1/4" x 21" x 10 1/2"	
<b>Sport Utility Box</b> (SUB)	 15" x 15" x 48"	
<b>Lamp Box</b> (LB)	 12" x 12" x 40"	
<b>Mirror Box</b> (MB)	 37" x 4" x 27"	
<b>Large Mirror Box</b> (LMB)	 48 1/4" x 4 5/16" x 32 11/16"	
<b>Picture Packer</b> (40101)		
<b>Medium Electronics Box</b> (TV)	 24" x 24" x 20"	
<b>Large Electronics Box</b> (TV27)	 24 1/2" x 24 1/2" x 27 1/2"	
<b>Small Electronics Box</b> (EB)	 20" x 20" x 12"	
<b>File Box w/Lid</b> (FB)	15" x 12" x 10"	
<b>Letter Tote Box</b> (LTTB)	24" x 12" x 12"	
<b>Legal Tote Box</b> (LGTB)	22" x 15" x 12"	

## TAPES

QTY

<b>Poly Tape</b> (POLY)	For boxes & plastic covers 55 yds x 2" (6 - 10 boxes)	
<b>Poly Tape 2 Pack w/Dispenser</b> (40001)	 2 rolls 55 yds x 2" (12 - 20 boxes)	
<b>Paper Tape</b>	(30T) Excellent for boxes 30 yds x 1 3/4" (1 - 5 boxes)	
	(55T) 55 yds x 1 3/4" (6 - 10 boxes)	
<b>Filament Tape</b> (FT60)	 Recommended for shipping 60 yds x 1 3/4"	
<b>Smart Move Tape</b>	(MT55001) 4 Bedroom Kit	
	(MT54001) 3 Bedroom Kit	
	(MT52001) 1 Bedroom Kit	
	(MT10701) Office	
	(MT10801) Storage	
	(MT10901) Fragile	
	(MT11001) Open First	
<b>Tape Gun</b> (TG)	Excellent with the paper and poly tapes	
<b>Moving Labels</b> (ML1)	70 room specific labels	

## MOVING WRAP



QTY

<b>Stretch Wrap</b>	(49022) 5" x 1000'	
	(49023) 10" x 1000'	
	(49024) 15" x 1000'	
	(49026) 20" x 1000'	
<b>Carpet Film Protector</b> (GFP)	24" x 50'	

## ROPES AND TIE-DOWNS / ACCESSORIES

QTY

<b>Forearm Forklift</b> (L74995)	(2) 3" x 112" straps	
<b>Elastic Straps</b> (SC12)	12 each assorted	
<b>Bungee Cord</b> (BC8)	8-Way Spider Strap	
<b>Ratchet Tie-Down</b> (RT)	1" x 12'	
<b>Sport Strap</b> (SS)	1" x 10'	
<b>Nylon Rope</b> (NR)	3/16" x 50'	
<b>Sisal Rope</b> (SR)	1/4" x 50'	
<b>Braided Twine</b> (49000)	30 yds	
<b>Storage Trash Bags</b> (42TB)	(10) 45-Gallon clear bags	
<b>Utility Knife</b> (U1403)		
<b>2 Box Markers w/Knife</b> (BM)		
<b>Gloves</b>	(MG) Moving Gloves	
	(WG) Work Gloves	
	(HWG) Heavy Duty Work Gloves	

## TARPS AND COVERS

QTY

<b>Mattress Bag</b>		
Twin	(MBT) 87" x 39" x 10"	
Full	(MBF) 87" x 54" x 10"	
Queen	(MBQ) 92" x 60" x 10"	
King	(MBK) 96" x 78" x 10"	
<b>Covers</b>		
Chair (2)	(7007) 76" x 42"	
Sofa	(7008) 134" x 42"	
<b>Tarps</b>	(T912) 9' x 12'	
	(T1216) 12' x 16'	

## PACKING SUPPLIES

QTY

<b>Enviro-Bubble® Roll</b>	(BP1610) 10' x 16" x 8mm	
	(BP1615) 15' x 16" x 5mm	
<b>Enviro-Bubble® Box</b>	 (BP8) 100' x 12" x 8mm	
	(BP5) 150' x 12" x 5mm	
<b>Cushion Foam</b> (CF1240)	40' x 12" x 3/32"	
<b>Packing Peanuts</b> (49015)	1.5 cu ft bag	
<b>Wrapping Paper</b> (WP)	10 lbs, 200 sheets	
<b>Quilted Pads</b> (QP)	80" x 72"	
<b>Furniture Pad</b> (FP)	Made from 100% recycled denim 85" x 68"	
<b>Paper Pads</b> (PHD)	(3) 48" x 72" pads	

## LOCKS OUR LOCKS WORK ON ALL U-HAUL® TRUCKS

QTY

<b>40mm Aluminum Lock</b> (40AL)	1 9/16" Case; 1/4" Shackle	
<b>50mm Aluminum Lock</b> (50AL)	2" Case; 9/32" Shackle	
<b>40mm Brass Lock</b> (40L)	1 9/16" Case; 1/4" Shackle	
<b>50mm Brass Lock</b> (50L)	2" Case; 5/16" Shackle	
<b>High Security Lock</b> (30570)	1 3/4" Case; 5/16" Shackle	
<b>Max. Security Lock</b> (33510)	2" Case; 3/8" Shackle	
<b>Storage Disc Lock</b> (02870)	2 3/4" Disc Lock	

CALL  
1-800-GO-U-HAUL®

Or Log On To

[uhaul.com](http://uhaul.com)





# Packing & Loading U-Box® Containers

## WRAP & FILL

Start with


**24 FREE Furniture Pads!**

- Disassemble and wrap furniture to prevent scratching and rubbing
- Use Stretch Wrap to secure Furniture Pads
- Fill any gaps with Furniture Pads



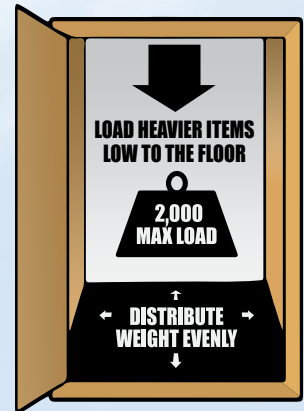
## LABEL & DRAIN

- Label boxes with room names for easier unpacking
- Drain fluids from anything going into the U-Box container; e.g. water, oil and gas (This keeps your items safe from possible damage if there is a leak inside your U-Box Container.)
- Upload interior photo and note contents of each packed container on [uhaul.com/account](http://uhaul.com/account)



## LOAD LOW & EVEN

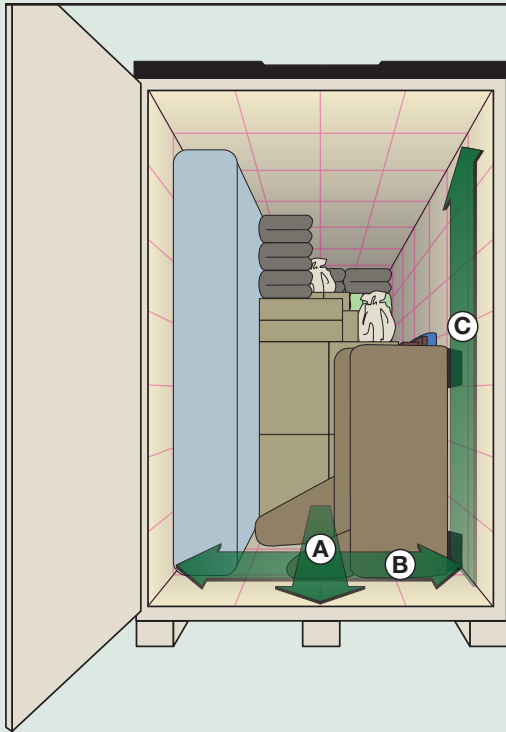
- Load heavy items low to the ground
- Distribute load evenly
- Create wall-like layers as you load (Keep your fragile items safe up top during transport.)





## PROPER PACKING AND LOADING ARE THE SOLE RESPONSIBILITY OF THE CUSTOMER.

Damage caused by improper packing or normal shifting of cargo in transit is not covered by insurance or by U-Haul Co. U-Box containers are moved via forklift and truck, during these movements items may shift. It is important to properly pack, load and use the U-Haul® Furniture Pads provided to prevent damage.



Watch the video “How to Load a U-Box Container” at [uhaul.com/loading](https://www.uhaul.com/loading)

1. Load your U-Box container in tiers. A tier is created by building a single row of items and stacking them to the ceiling.
2. Create a row at the back of the U-Box container (A), then fill it in from one side to the other (B), stacking items from the floor to the ceiling (C).
3. With the heaviest items on the bottom (from side to side) build upward toward the ceiling. Extremely heavy items, such as toolboxes, safes and refrigerators, should be loaded in the center of the U-Box container (if possible, lock wheels).
4. Keep your tiers packed as tight as possible. Fill any empty space with smaller items or U-Haul® furniture pads to prevent load from shifting.
5. Lightweight and fragile items should be loaded at the top.
6. Utilize space in cabinets, bookshelves and entertainment centers.
7. If your U-Box container will not be completely full, disperse weight by building shorter tiers that evenly distribute weight in the U-Box container.
8. Secure appliances with tie-downs.

### PICTURES AND MIRRORS

1. Wrap pictures and mirrors in U-Haul Picture Boxes and then wrap with U-Haul furniture pads. Place between mattresses and box springs. Do the same for glass table tops.
2. Load pictures and mirrors upright, not flat.

### FURNITURE

1. Disassemble when possible so you can use all available space. Cover all furniture with furniture pads and secure with tie-downs.
2. Chairs should be stacked seat to seat, wrapped with furniture pads and mover’s plastic wrap, then secured with tie-downs.
3. TVs must be wrapped in furniture pads then placed in a U-Haul TV Box or covered with a large piece of cardboard. The screen side should be placed against a flat cushioned surface.
4. Smaller mattresses wrapped in U-Haul mattress bags should be loaded last and used to tie off the load. This will prevent the load from shifting towards the door of the U-Box container.
5. Sofas and loveseats should be stacked on end to maximize space.

### CAUTION – BE AWARE:

- U-Box Containers can hold a maximum of 2,000 lbs.
- If a U-Box Container is loaded improperly, you may be asked to re-load at your expense.
- An improperly packed U-Box Container is not covered by insurance or by U-Haul Co.
- The combined value of your items in each U-Box Container should not exceed \$10,000.
- This U-Box Container is water-resistant, not waterproof. Keep important documents and valuables in waterproof packaging.

### ⚠ WARNING – DO NOT SHIP OR STORE:

- |                  |                       |
|------------------|-----------------------|
| • Flammables     | • Hazardous materials |
| • Ammunition     | • Legal documents     |
| • Explosives     | • Paints              |
| • Food or plants | • Animals             |
| • Liquids        | • Priceless items     |





# INFORMATION GUIDE

## *Moving Help® can turn your move with U-Box containers into a full service, don't-lift-a-finger move. Here's how:*

When reserving your U-Box container through [uhaul.com](https://www.uhaul.com/ubox), be sure to select "Moving Help® Delivery and Load" service where you're moving from. This means your Moving Help® team will pick your U-Box container up from your neighborhood U-Haul location, bring it to your house, and load it for you! They'll return it to the U-Haul location to be stored there or shipped to your destination so you don't have to worry about waiting in line. All on your schedule!





## How Moving Help® Works:

### 1 FIND A HELPER

Read real, unedited customer reviews and compare prices for the U-Box moving services in your area. All prices are displayed so there are no hidden costs or fees to you. You choose the Moving Help® Service Provider based on your specific needs.

### 2 SCHEDULE

Moving Help® makes ordering online safe and easy. Once your order is placed with U-Box, you will receive a separate email from the Moving Help® team, giving you the Service Provider's contact info and your Payment Code. Your billing information is never provided to your Moving Help® service provider.

### 3 MOVE

You'll be in complete control. Our Moving Help® Service Providers don't receive payment until you are satisfied the service is done to your liking. When they have completed the job, you give the Moving Help® Service Provider the Payment Code and we'll do the rest! Once completed you will also be able to review their services so other customers can see your experience.

## Things to remember:

- Schedules can fill up fast. Book your services early to ensure you have access to the best companies with the best rates.
- Be prepared on moving day. You'll want all your cardboard boxes packed and furniture broken down and ready to load into your U-Box container on Moving Day! If you need help with these pack/unpack services they can also be booked through My Account on MovingHelp.com.
- Your Payment Code is your way of making sure everything is done to your satisfaction. Once you're happy with the work the Service Provider has done, simply give them the Payment Code provided in your confirmation email from Moving Help® and they'll be on their way!





# Declutter Your Home With U-Box® Containers

It is common to avoid the task of organizing the cluttered spaces you have in your home. Good news, there is a convenient and easy way to store all these items that you are not ready to let go of. The U-Box® container is the perfect solution!

You can use the **STAR** technique to easily declutter your home using a U-Box® container.

## FOR MORE DETAILS OR TO REQUEST A QUOTE

Call: 1-800-GO-UHAUL

Visit: [uhaul.com/UBox](http://uhaul.com/UBox)

- ▣ **SORT:** The first and foremost step is to decide what to keep, what to store, and what to discard. Once you make this decision then organizing is simple.
- ▣ **TAKE:** Once you have decided the items you plan to store, load them into the U-Box® container.
- ▣ **ARRANGE:** Place your items in the U-Box® container in a systematic manner arranging all the heavy items in the center and then stacking lighter items on top. Next, latch the container and secure with a lock.
- ▣ **RECORD:** You should keep a record of the belongings you put inside the U-Box® container for the ease of finding them next time.

**WATCH THE VIDEO**  
**“HOW TO LOAD A**  
**U-BOX CONTAINER”**  
**AT [UBOX.COM/LOADING](http://UBOX.COM/LOADING)**



Scan this QR code to view the video on your mobile device.



**NOTE:** Do not use the U-Box® containers to store items that will be used frequently or any items that are hazardous such as explosives, flammables, or toxic materials.

# START RENTING TODAY...HERE'S HOW

## Select From Two Convenient Delivery Options



### Option 1: Truck Delivery

Best for customers needing multiple containers. We can deliver with our custom designed flat-bed truck.




### Option 2: Moving Help® Delivery

Moving Help® conveniently delivers your U-Box container, then returns it to U-Haul for shipping. Additionally, Moving Help® offers services for packing, loading, or unloading of your U-Box container.



### Option 1: Self-Delivery

Pick up a U-Box container immediately with your car and a U-Box trailer. Fill your U-Box container and bring it back to us for storage or shipping.



### Option 2: Load/Unload at U-Haul

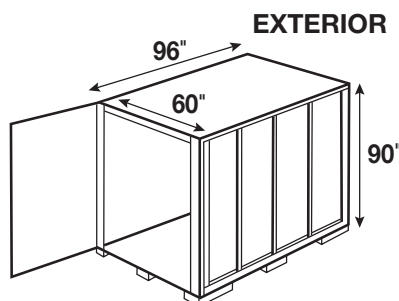
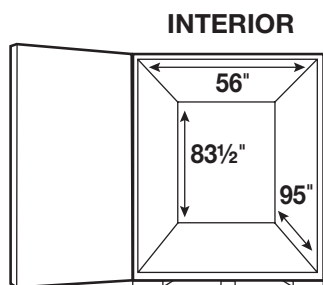
Save your time & money by loading/unloading at a U-Haul® location. Load or unload on your schedule and we'll ship to your destination.



## U-BOX® SHIPS ANYWHERE!



## U-BOX® CONTAINER DIMENSIONS\*



**HOLDS UP TO 2,000 LBS!**  
(Capacity: 257 Cu. Ft.)

\* The U-Box container shown is approximate. The U-Box container you receive may vary in size or features, based on the engineering/design specifications of multiple production models.





**Reserve your U-Box®  
containers today!**

---

**ubox.tv**

**Call toll free**

**1-833-841-9258**